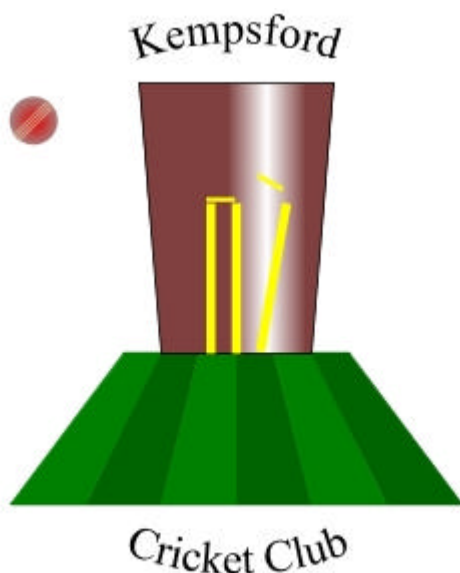




Kempsford Cricket Club



Results and Averages 2004

Author Mark Strange

Table of Contents

Table of Contents.....	2
Introduction.....	3
Overall Summary.....	3
Record Partnerships	9
Batting Averages.....	10
Bowling Averages.....	11
Catches Summary	12
Run Outs Summary.....	12
Wicket Keeping Summary.....	12
Captains' Summary	13
Duck Cup	13

Introduction

This document contains the results and averages for the season of 2004 for Kempford cricket club. As is always the case when trying to create a document of this kind, I can only go by what is recorded in the score book. This sometimes causes some events such as catches, run outs and even record partnerships to be missed as they are not recorded.

Overall Summary

Matches	24								
Won	9	(38%)							
Lost	7	(29%)							
Drawn	4	(17%)							
Tied	0	(0%)							
Abandoned	0	(0%)							
Cancelled	4	(17%)							
Won Toss	5	(25%)							
Number of Players	43								
Number who Bowled	28	(65%)							
Runs for	2980	for	135	Wkts	@	22.07			
Runs Against	3263	for	148	Wkts	@	22.05			
		In	805	Overs	@	4.05			

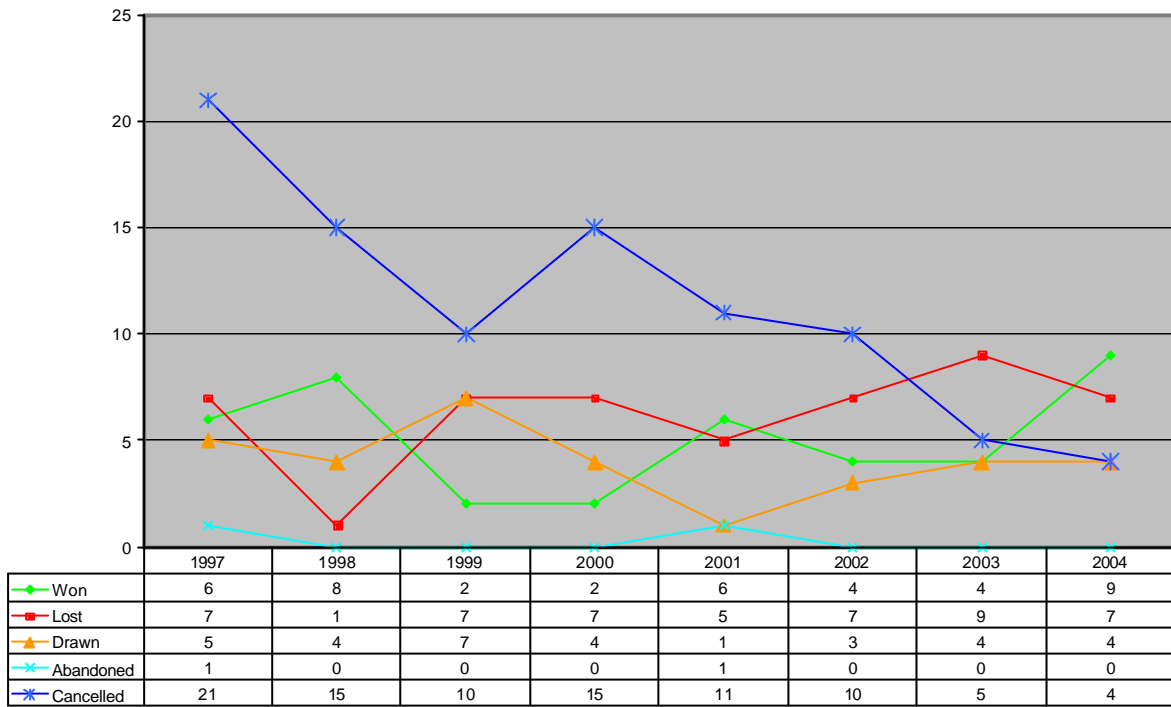
The table below shows the number of games played in the eight seasons.

	1997	1998	1999	2000	2001	2002	2003	2004
Total	40	28	26	28	24	24	22	24

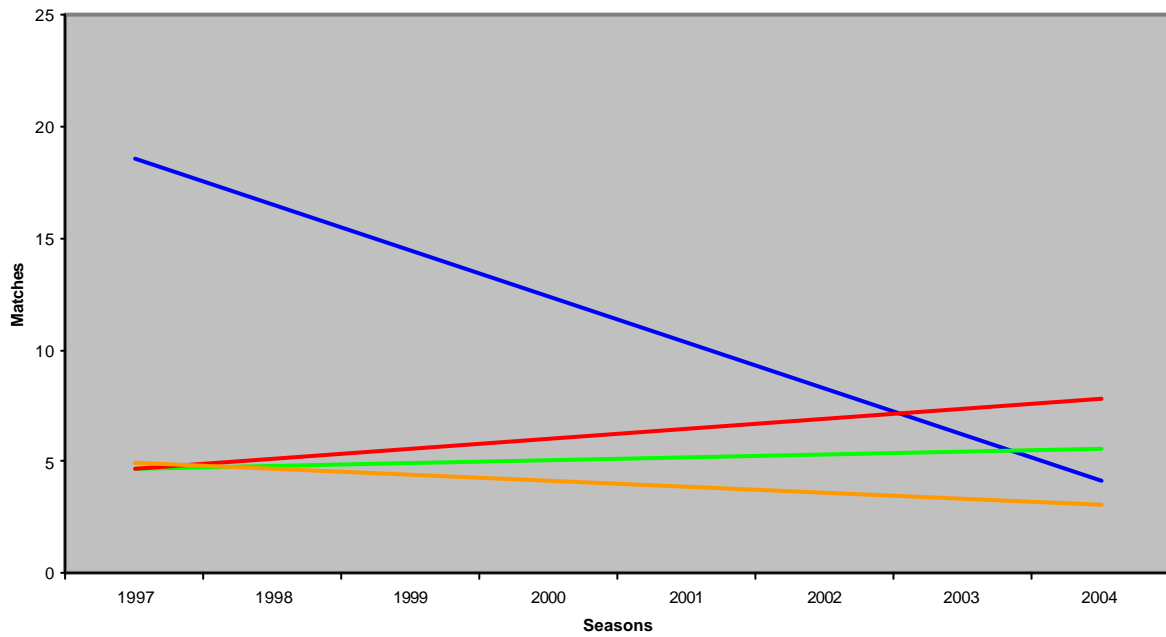
You will notice that in 1997 the score card contained 40 games. Unfortunately we ended up cancelling a large number of these and led us to reduce the number of games we aim to play in a season. In 1997 we aimed to play two games every weekend for the whole season. This year we played one game a weekend each weekend with no gaps. Previously we have had weekends without fixtures and some weekends with two fixtures.

On the next page are two graphs showing the results of the last eight seasons. There are several things to note about this:

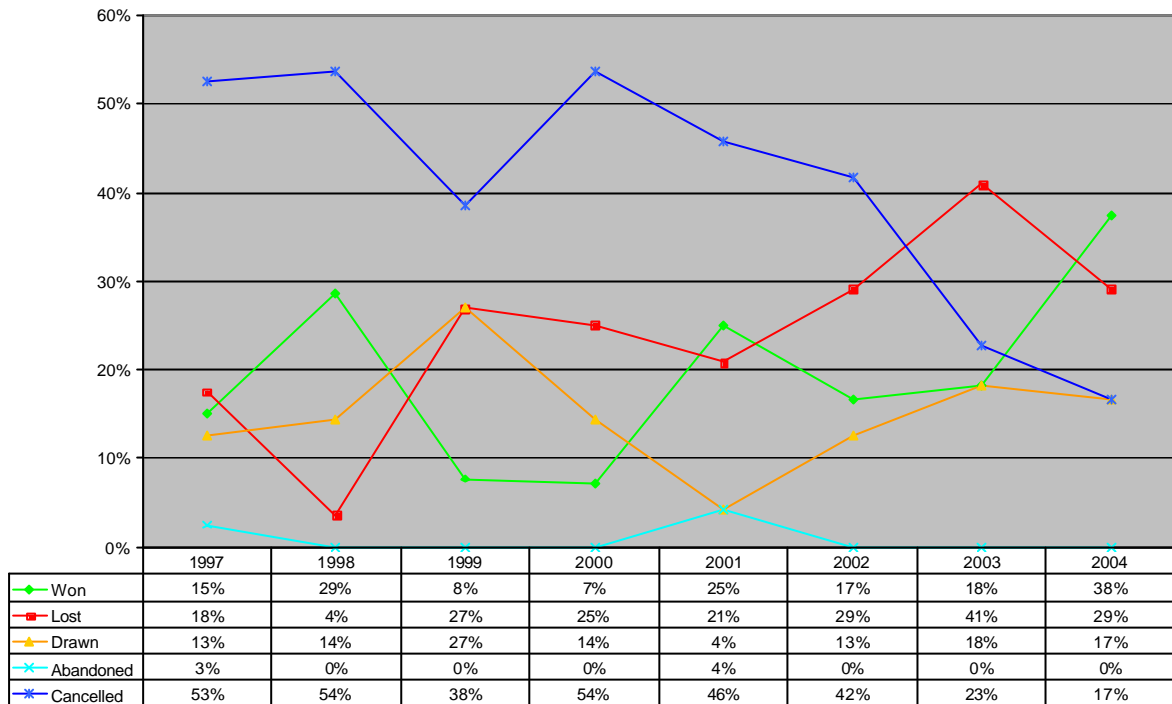
1. The number of games cancelled this season is the lowest for eight years! This is in spite of the summer not being as glorious as 2003. A word of praise for Mark Collins, Andy McGrath and Steve Bishop for raising a team for all the games. We did not need to cancel a game because we could not raise a team – well done!
2. The number of games won is the highest for eight years! Well played everybody – at one point we won four games in succession.
3. Sadly the general trend for lost games is higher than won games!?



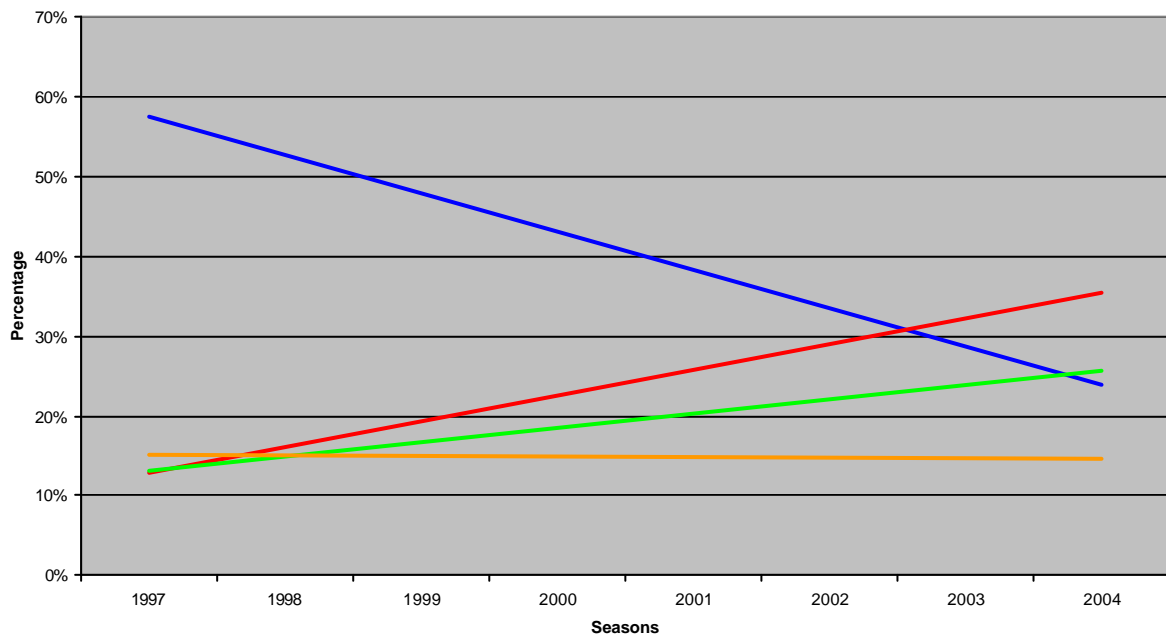
Kempsford CC Result Trends



Thinking that the figures could be misleading because of the different number of games played each season I converted the values to percentages for each season. However the trend lines are roughly the same.



Kempford CC Results Trends as %



Seasons Highlights

Highest Inns Total For

250--4 vs Barnsley Beeches Away 12-Jun
201--6 vs The Journeymen Home 02-May
191--5 vs Baydon Away 15-Aug

Highest Inns Total Against

269--1 The Journeymen Away 18-Jul
242--1 Buscot Park Away 04-Jul
216--5 Buscot Park Away 04-Sep

Lowest Inns Total For

42 a/o vs Buscot Park Away 04-Jul
76 a/o vs Lower Swell Home 26-Sep
103 a/o vs Minster Lovell Home 16-May

Lowest Inns Total Against

85 a/o Baydon Home 27-Jun
114 a/o Barnsley Beeches Home 07-Aug
125 a/o Aldsworth Home 22-Aug

Highest Match Aggregate

445--8 vs Barnsley Beeches Away 12-Jun
416—10 vs The Journeymen Away 18-Jul
406—11 vs The Journeymen Home 02-May

Lowest Match Aggregate

174—17 vs Baydon Home 27-Jun
207—20 vs Lower Swell Home 26-Sep
209—21 vs Minster Lovell Home 16-May

Most Matches

14 M.Strange
13 I.Webber
12 A.McGrath

Most Inns

14 M.Strange
13 I.Webber
11 M.Collins

Most Not Outs

4 P.Garvan
3 S.James
A.McGrath

Most Not Outs Cont..

2	M.Strange M.Collins A.Gray G.Bull S.Bishop M.Bond
---	------------------------------------------------------------------

Most Runs

414	M.Collins
362	I.Webber
346	S.James

Highest Score

116	S.James	vs	Prior Park	Home	06-Jun
105*	S.James	vs	South Hill	Home	17-Apr
91*	I.Webber	vs	The Journeymen	Away	18-Jul

Most 100s

2	S.James
---	---------

Most 50s

3	I.Webber M.Collins
2	M.Strange S.James I.Gurling
1	S.Simpkins M.Bond S.Dicker E.Popplewell

Most 6s

14	S.James
11	M.Collins
6	S.Dicker

Most 4s

42	M.Strange
34	M.Collins
30	I.Webber

Most Overs

125.2	A.McGrath
116.3	T.Williams
72.5	P.Garvan

Most Maidens

24	A.McGrath
19	T.Williams
16	O.Bishop

Most Wickets

23	A.McGrath
19	P.Garvan
17	T.Williams

Best Bowling

7--7	O.Bishop	vs	Minster Lovell Home	16-May
6--16	P.Dicker	vs	Baydon Home	27-Jun
5--48	A.McGrath	vs	Minster Lovell Away	20-Jun

Most 5-Wkt Inns

1	A.McGrath
	O.Bishop
	P.Dicker

Most Catches

7	A.McGrath
5	I.Webber
4	M.Strange
	M.Walters
	S.Bishop

Most Wk Catches

4	M.Collins
3	M.Walters

Most Stumpings

7	M.Collins
---	-----------

Most Run Outs

3	T.Williams
1	S.James

Record Partnerships

Wkt	Score	Batsmen	Opposition	Venue	Date	
1	156	E.Popplewell(72*)	M.Collins(73)	The Journeymen	Home	02-May
	74	M.Collins(63)	M.Strange(39)	Minster Lovell	Away	20-Jun
	68	M.Strange(27)	I.Webber(78)	Barnsley Beeches	Away	12-Jun
2	107	M.Collins(74*)	M.Strange(53)	Ploughmans	Home	10-Jul
	61	M.Collins(63)	S.James (58*)	Minster Lovell	Away	20-Jun
	54	I.Webber(18)	S.James (116)	Prior Park	Home	06-Jun
3	90	I.Webber(76)	A.Gray (30)	Highworth	Home	25-Apr
	85	I.Webber(78)	I.Gurling(73)	Barnsley Beeches	Away	12-Jun
	70	M.Collins(29)	GE.Pratton(22)	Cricklade	Away	19-Sep
4	78	M.Bond (51*)	O.Bishop(2)	Highworth	Away	30-May
	76	I.Gurling(73)	S.Simpkins(50*)	Barnsley Beeches	Away	12-Jun
	68	M.Strange(81*)	S.Dicker(44)	Baydon	Away	15-Aug
5	42	M.Strange(81*)	GE.Pratton(17)	Baydon	Away	15-Aug
	31	S.Dicker(55*)	M.Walters(5)	Barnsley Beeches	Home	07-Aug
	16*	S.Simpkins(50*)	A.Gray (2*)	Barnsley Beeches	Away	12-Jun
6	62	S.James (116)	A.McGrath(5*)	Prior Park	Home	06-Jun
	29	M.Walters(22)	M.Collins(41*)	Baydon	Home	27-Jun
	23	A.Gray (13*)	P.Pratton(6)	Cricklade	Away	19-Sep
7	21	M.Strange(28*)	F.Hinder(8)	Minster Lovell	Home	16-May
	20*	S.James (8*)	T.Horn (7*)	Highworth	Home	25-Apr
	10	M.Collins(41*)	A.Birtwhistle(2)	Baydon	Home	27-Jun
8	32*	M.Collins(41*)	P.Garvan(3*)	Baydon	Home	27-Jun
	23	I.Webber(91*)	D.Caswell(4)	The Journeymen	Away	18-Jul
	23	P.Leppard(17)	D.Schaming(11*)	Fairford	Away	29-Aug
9	47	I.Webber(91*)	R.Caswell(3)	The Journeymen	Away	18-Jul
	6	D.Schaming(11*)	P.Pratton(5)	Fairford	Away	29-Aug
	6	T.Williams(2)	P.Garvan(4*)	Lower Swell	Home	26-Sep
10	5	M.Strange(28*)	D.Schaming(1)	Minster Lovell	Home	16-May
	1	P.Garvan(4*)	A.Pratton.(0)	Lower Swell	Home	26-Sep
	0	D.Schaming(11*)	S.Williams(0)	Fairford	Away	29-Aug
11	40	M.Strange(28*)	T.Williams(11)	Minster Lovell	Home	16-May

The more eagle eyed of you will wonder how we managed to have an 11th wicket stand? The game in question ended up being twelve a side! Because of the rarity of this event I would bet that 40 is a club record for the 11th wicket partnership.

Batting Averages

Name	Mch	Inn	N O	Runs	H S	100s	50s	6s	4s	Av
S.James	8	8	3	346	116	2	2	14	15	69.20
M.Collins	11	11	2	414	74*		3	11	34	46.00
I.Webber	13	13	1	362	91*		3	1	30	30.17
I.Gurling	7	7	0	201	73		2	2	15	28.71
M.Strange	14	14	2	326	81*		2	2	42	27.17
A.McGrath	12	7	3	87	42*			5	10	21.75
M.Walters	8	7	1	90	34*			1	11	15.00
S.Simpkins	9	8	1	98	50*		1	1	2	14.00
S.Bishop	7	6	2	44	19*			1	3	11.00
P.Garvan	11	6	4	21	7					10.50
GE.Pratton	7	7	0	70	22				7	10.00
A.Gray	8	8	2	57	30				2	9.50
G.Bull	8	7	2	27	13					5.40

Also Batted

S.Dicker	3	2	1	99	55*		1	6	8	99.00
E.Popplewell	2	2	1	99	72*		1	1	11	99.00
M.Bond	4	4	2	95	51*		1	1	1	47.50
P.Leppard	1	1	0	17	17				3	17.00
RCaswell	3	3	0	41	26					13.67
F.Hinder	5	3	0	37	19					12.33
S.Burry	1	1	0	12	12				3	12.00
A.Birtwhistle	3	2	0	17	15					8.50
S.Coles	2	2	1	8	6					8.00
T.Williams	11	2	0	13	11				1	6.50
D.Schaming	11	5	1	19	11*				2	4.75
P.Pratton	6	5	1	16	6				1	4.00
O.Bishop	5	4	0	16	6				1	4.00
D.Caswell	1	1	0	4	4					4.00
B.Tilling	6	2	0	3	2					1.50
M.Hallam	3	2	0	1	1					0.50
G.Schaming	3	2	0	1	1					0.50
G.Pratton	5	4	0	0	0					0.00
A.Pratton	2	2	0	0	0					0.00
J.Stokes	5	1	0	0	0					0.00
S.Williams	3	1	0	0	0					0.00
M.Schaming	2	1	0	0	0					0.00
J.Sutton	1	1	0	0	0					0.00
H.Williams	1	1	0	0	0					0.00
M.Bull	2	1	1	5	5*				1	----
T.Horn	1	1	1	7	7*					----
J.Tilling	1	1	1	0	0*					----
P.Dicker	2	0								----
J.Gurling	1	0								----
D.Sykes	1	0								----

Qualification: 6 innings

Bowling Averages

Name	Mch	Ov	Mdn	Wkts	Runs	Best	5-Wkt	Econ	S R	Av
O.Bishop	5	54.1	16	12	115	7--7	1	2.12	27.08	9.58
A.McGrath	12	125.2	24	23	376	5--48	1	3.00	32.70	16.35
P.Garvan	11	72.5	5	19	325	4--22		4.46	23.00	17.11
T.Williams	11	116.3	19	17	343	2--8		2.94	41.12	20.18
P.Pratton	6	44	1	9	223	3--20		5.07	29.33	24.78
D.Schaming	11	66	3	14	350	3--31		5.30	28.29	25.00

Qualification: 40 overs

Also Bowled

P.Dicker	2	17	2	8	47	6--16	1	2.76	12.75	5.88
S.Williams	3	13	0	6	72	3--35		5.54	13.00	12.00
S.Dicker	3	17.4	3	6	78	4--40		4.41	17.67	13.00
D.Sykes	1	8	3	2	26	2--26		3.25	24.00	13.00
B.Tilling	6	22	2	5	89	3--20		4.05	26.40	17.80
J.Tilling	1	8	0	2	37	2--37		4.62	24.00	18.50
G.Pratton	5	12.4	1	4	79	4--26		6.24	19.00	19.75
T.Horn	1	4	0	1	24	1--24		6.00	24.00	24.00
F.Hinder	5	29	1	5	133	2--32		4.59	34.80	26.60
J.Gurling	1	10	0	1	37	1--37		3.70	60.00	37.00
S.Bishop	7	27	0	4	160	2--62		5.93	40.50	40.00
M.Schaming	2	21	0	2	107	2--68		5.10	63.00	53.50
G.Schaming	3	19	2	2	111	2--11		5.84	57.00	55.50
M.Bull	2	21	4	1	81	1--27		3.86	126.00	81.00
A.Birtwhistle	3	13	0	0	51	0--7		3.92	-----	-----
M.Hallam	3	13	1	0	60	0--24		4.62	-----	-----
GE.Pratton	7	7	0	0	59	0--59		8.43	-----	-----
A.Gray	8	4	0	0	28	0--28		7.00	-----	-----
I.Gurling	7	3	0	0	25	0--25		8.33	-----	-----
S.James	8	2	0	0	13	0--13		6.50	-----	-----
J.Stokes	5	2	0	0	13	0--13		6.50	-----	-----
D.Caswell	1	1	0	0	7	0--7		7.00	-----	-----

Qualification: 40 overs

Catches Summary

Name	Mch	Ct	Wk Ct	Total
A.McGrath	12	7		7
M.Walters	8	4	3	7
I.Webber	13	5		5
M.Strange	14	4		4
M.Collins	11		4	4
S.Bishop	7	4		4
S.James	8	3		3
I.Gurling	7	3		3
O.Bishop	5	2		2
E.Popplewell	2	2		2
T.Williams	11	1		1
S.Simpkins	9	1		1
G.Bull	8	1		1
A.Gray	8	1		1
GE.Pratton	7	1		1
P.Pratton	6	1		1
G.Pratton	5	1		1
M.Bond	4	1		1
A.Birtwhistle	3	1		1
R.Caswell	3	1		1
S.Williams	3	1		1
S.Coles	2	1		1

Run Outs Summary

Name	Mch	R O
T.Williams	11	3
S.James	8	1

Wicket Keeping Summary

Name	Mch	Ct	St	Total
M.Collins	10	4	7	11
M.Walters	2	3		3
G.Bull	3			0
S.Burry	1			0
S.Dicker	1			0
J.Stokes	1			0

Captains' Summary

Name	Mch	Won	Lost	Drawn	Won Toss
A.McGrath	11	5(45%)	3(27%)	3(27%)	2(18%)
S.Bishop	4	1(20%)	2(40%)	1(20%)	1(20%)
R.Caswell	2		2(100%)		
M.Collins	2	2(100%)			1(50%)
M.Strange	1	1(100%)			

Duck Cup

Name	Mch	Inn	Ducks
G.Pratton	5	4	4
A.Gray	8	8	4
A.Pratton	2	2	2
P.Pratton	6	5	2
A.McGrath	12	7	2
G.Bull	8	7	2
S.James	8	8	2
J.Stokes	5	1	1
S.Williams	3	1	1
M.Schaming	2	1	1
J.Sutton	1	1	1
H.Williams	1	1	1
G.Schaming	3	2	1
M.Hallam	3	2	1
M.Bond	4	4	1
S.Bishop	7	6	1
GE.Pratton	7	7	1
S.Simpkins	9	8	1
I.Webber	13	13	1